



LED Model #

DS

Wall/Ceiling/Cabinet/Shelf/Floor, Recess into Insulated Cavity (IC Rated) Indoor/Damp Location

Wattage

1.5 Watt (Standard) 3 Watt (3) Optional Call for all other wattages

Finish

Natural/Aluminum (Standard) Powder Coated Black (BK), White (WH), Other Color, Other Finishes By Request

LED Color


Cool White (WH), Warm White (WW), Blue (BL), Red (RD), Cyan (CY), Green (GN), Amber (AM), Other

Options

+Z (Zener Diode), Integral Driver/Box, Beam Spreads & Options upon Request



Feed with Remote Power Pack (RPK) - Standard

Smooth LED "Dimple" Light can Recess into Insulated Cavity (IC Rated). Drill Hole, Pull Wire, Push into Place. Clearances Not Required.

Standard "Dimple" uses approximately 1.5 Watts. 

Standard Beam Spread: 10 degrees
Call for Photometrics – Other Beam spreads by Request

Call for Custom Options and Powering Requirements



Photos Shown Using 40 Degree Optic

Project

Type/Location